



Patchfinders

13 Church Road, Cheadle Hulme SK8 7JD
Tel. 0161 478 1807 www.patchfinders.com



Workshop List September - December 2011

Opening Hours

Monday to Saturday
9.30am - 4.30 pm
Closed Sundays and
Bank Holidays

£11.00 per half day
£22.00 per full day

Tuesday 13th September

Activity Half Day with Jan Otty. This is our 'Your Choice' Workshop, Jan will help you with any project, or give you ideas to get you started. Afternoon only 1.30pm - 4.30pm. Suitable for any level.

Wednesday 14th September

Activity Half Day with Jan Otty. This is our 'Your Choice' Workshop, Jan will help you with any project, or give you ideas to get you started. Come in the morning 9.30am - 12.30pm or in the afternoon 1.00pm - 4.00pm. Suitable for any level

Friday 16th September

Naive Quilt - tuition shared by Jan Otty and Margaret Jenkins. This is an Old American Style Quilt that uses a variety of Techniques to produce an unusual quilt, it will take 7 sessions to complete. Hand and machine sewn. Suitable for Intermediate/Advanced Stitchers. All Day 10.00am - 4.00pm.



Naive Quilt
Starting Friday 16th September
7 Weeks in total

Saturday 17th September

Sampler Techniques - tuition shared by Jan Otty and Margaret Jenkins . You will learn a different technique in each session. All blocks will be 12" square, so you can put them together to make a quilt to your required size, You can, however, pick and choose which sessions you wish to attend.

American Patchwork

Suitable for all levels. Hand or machine sewn. All Day 10.00am - 4.00pm.



Sampler Techniques
Saturday 17th September
American Patchwork

Wednesday 21st September

'Summer Garden' Wall Hanging with Margaret Jenkins. Brights or pastels, this fun way of making flowers will allow you to make your own summer garden for the wall. Foundation piecing and appliqué.

Hand and/or machine sewn. All Day 10.00am - 4.00pm.



'Summer Garden' Wall Hanging
Wednesday 21st September

Saturday 24th September

'Wake up & Make up' Wash Bags with Jean Turner. Matching wash and cosmetic bags with waterproof linings and magnetic fasteners. Large flaps make for easy opening and both bags are very roomy. With so many beautiful fabrics to choose from you will be able to make them as fabulous gifts but don't forget yourself too! (Cutting will be required before the course) Basic sewing skills required. Machine Sewn. All day 10.00 am - 4.00pm




'Wake Up & Make Up'
Saturday 24th September
Or Thursday 27th October

Tuesday 27th September

Activity Half Day with Jan Otty. This is our 'Your Choice' Workshop. Jan will help you with any project, or give you ideas to get you started. Afternoon only 1.30pm - 4.30pm. Suitable for any level.

Wednesday 28th September

Activity Half Day with Jan Otty. This is our 'Your Choice' Workshop. Jan will help you with any project, or give you ideas to get you started. Come in the morning 9.30am - 12.30pm or in the afternoon 1.00pm - 4.00pm. Suitable for any level



Saturday 1st October
Sampler Techniques
Log Cabin

Friday 30th September

Naive Quilt - tuition shared by Jan Otty and Margaret Jenkins. This is an Old American Style Quilt that uses a variety of Techniques to produce an unusual quilt, it will take 7 sessions to complete. Hand and machine sewn. Suitable for Intermediate/Advanced Stitchers. All Day 10.00am - 4.00pm.

Saturday 1st October

Sampler Techniques - tuition shared by Jan Otty and Margaret Jenkins . You will learn a different technique in each session. All blocks will be 12" square, so you can put them together to make a quilt to your required size. You can, however, pick and choose which sessions you wish to attend.

Log Cabin

Suitable for all levels. Hand or machine sewn. All Day 10.00am - 4.00pm.



Japanese Folded Flower Garden Bag
Wednesday 5th October

Wednesday 5th October

Japanese Folded Flower Garden Bag with Margaret Jenkins.

A magic folded flower block incorporated into triangles to set it on point. Can be made as either a medium or large bag, or even a wall hanging.

Machine Sewn. All Day 10.00am - 4.00pm



Geraldine's Quilt
Thursday 6th October

Thursday 6th October

'Geraldine's Quilt' with Betty Croke. This pretty 50" square quilt blends together two techniques, Log Cabin and Dresden Plate to make an unusual Wall Hanging or Lap Quilt.

Suitable for all levels. Machine sewn. All Day 10.00am - 4.00pm.

Saturday 8th October & Saturday 22nd October

'Smartie Bag' with Jean Turner. A classy bag featuring attractive scalloped edging, button decoration & hand sewn detail. Great scope here to achieve that unique look. Finished size 13"W x 9"H. Has an inside pocket and a zip top fastening. Do most of your cutting plus a little sewing before you attend the workshop. Not suitable

for beginners. Will take 2 sessions to complete. Machine & Hand sewn.

All day 10.00a.m. - 4.00 p.m.

Tuesday 11th October

Activity Half Day with Jan Otty. This is our 'Your Choice' Workshop, Jan will help you with any project, or give you ideas to get you started. Afternoon only 1.30pm - 4.30pm. Suitable for any level.

Wednesday 12th October

Activity Half Day with Jan Otty. This is our 'Your Choice' Workshop, Jan will help you with any project, or give you ideas to get you started. Come in the morning 9.30am - 12.30pm or in the afternoon 1.00pm - 4.00pm. Suitable for any level.

Thursday 13th October

Machine Quilting with Betty Croke. Come along and spend a day learning how to use your machine and create a really professional look to your quilting. Betty will teach you the tricks of the trade. You will need a sewing machine, a walking foot and a free embroidery foot for this session. All Day. 10.00am - 4.00pm. Course 1.

Friday 14th October

Naive Quilt - tuition shared by Jan Otty and Margaret Jenkins. This is an Old American Style Quilt that uses a variety of Techniques to produce an unusual quilt, it will take 7 sessions to complete. Hand and machine sewn. Suitable for Intermediate/Advanced Stitchers. All Day 10.00am - 4.00pm.

Saturday 15th October

Sampler Techniques - tuition shared by Jan Otty and Margaret Jenkins . You will learn a different technique in each session. All blocks will be 12" square, so you can put them together to make a quilt to your required size. You can, however, pick and choose which sessions you wish to attend.

Triangles

Suitable for all levels. Hand or machine sewn. All Day 10.00am - 4.00pm.


Thursday 20th October

Rag Quilting with Jan Otty. Fun lap quilt, easy to make. All seams are on the top of the quilt and are frayed for a more rustic look. Can be made as large or as small as you like, works very well with flannel and woven fabrics.

Machine Sewn, All Day 10.00am - 4.00pm.



Smartie Bag
Saturday 8th October & 22nd October



Saturday 15th October
Sampler Techniques
Triangles



Rag Quilting
Thursday 20th October

Friday 21st October

Colonial Knot Cushion with Margaret Jenkins. This is a lovely embroidered and quilted cushion using the technique of colonial knots. The design shown actually belongs to Sandy Lush so we will be using a different design.

All Day 10.00am - 4.00pm. Hand Sewn.



Colonial Knot
Friday 21st October

Saturday 22nd October

'Smartie' Bag with Jean Turner.

Day 2 of the course started on Saturday 8th October.

Monday 24th October

'Twisted Triangle Christmas Tree' with Margaret Jenkins. Starting with triangles, twist and turn to create small units which can be joined together and embellished to make a lovely Christmas tree. Approximately 12" high. Hand Sewn. All Day



Twisted Triangle Christmas Tree
Monday 24th October

Tuesday 25th October

Activity Half Day with Jan Otty. This is our 'Your Choice' Workshop. Jan will help you with any project, or give you ideas to get you started. Afternoon only 1.30pm - 4.30pm. Suitable for any level.

Wednesday 26th October

Activity Half Day with Jan Otty. This is our 'Your Choice' Workshop. Jan will help you with any project, or give you ideas to get you started. Come in the morning 9.30am - 12.30pm or in the afternoon 1.00pm - 4.00pm. Suitable for any level.



'Wake Up & Make Up'
Saturday 24th September
Or Thursday 27th October

Thursday 27th October

'Wake up & Make up' Wash Bags with Jean Turner. Matching wash and cosmetic bags with waterproof linings and magnetic fasteners. Large flaps make for easy opening and both bags are very roomy. With so many beautiful fabrics to choose from you will be able to make them as fabulous gifts but don't forget yourself too! Basic sewing skills required. Machine Sewn. All day 10.00 am - 4.00pm

Friday 28th October

Naive Quilt - tuition shared by Jan Otty and Margaret Jenkins. This is an Old American Style Quilt that uses a variety of Techniques to produce an unusual quilt, it will take 7 sessions to complete. Hand and machine sewn. Suitable for Intermediate/Advanced Stitchers. All Day 10.00am - 4.00pm.



Saturday 29th October
Sampler Techniques
Foundation Piecing

Saturday 29th October

Sampler Techniques - tuition shared by Jan Otty and Margaret Jenkins . You will learn a different technique in each session. All blocks will be 12" square, so you can put them together to make a quilt to your required size. You can, however, pick and choose which sessions you wish to attend.

Foundation Piecing

Suitable for all levels. Hand or machine sewn. All Day 10.00am - 4.00pm.

Monday 31st October

'Fun Apron' with Jean Turner. For the very last time! This is the final repeat of what has been an extremely popular class. Have fun choosing your fabrics and making the aprons and then you can have fun giving them as presents. A very addictive item! Basic sewing skills needed.

Machine sewn. All day 10.00a.m. - 4.00p.m



Fun Apron
Monday 31st October

Wednesday 2nd November

Chenille Cushion with Jan Otty. This is a great opportunity to learn an interesting technique that makes wonderful cushion covers. Several patterns available. All Day 10.00am - 4.00pm. Machine Sewn.



Chenille Cushion
Wednesday 2nd November

Thursday 3rd November

Japanese Folded Christmas Decorations with Margaret Jenkins. These will look lovely on Christmas trees or just around your house, also great for giving as gifts. But be aware these can be addictive. Suitable for all levels. Hand sewn. All Day 10.00am - 4.00pm.



Japanese Folded Decorations
Thursday 3rd November

Friday 4th November

'Nova Bag' with Jean Turner. A simpler bag to make - nothing too complicated here but still a great looking bag and snazzy in Summer fabrics. Features an inside pocket and a magnetic snap fastening. Finished size 13"W x 11"H. Do most of your cutting & a little sewing before you come to the workshop and we will try to finish the bag on the day.

Suitable for all levels. Machine Sewn. All Day 10.00am - 4.00pm. Course 1.



Nova Bag
Friday 4th November
Or Saturday 19th November

Saturday 5th November

Machine Quilting with Betty Croke. Come along and spend a day learning how to use your machine and create a really professional look to your quilting. Betty will teach you the tricks of the trade. You will need a sewing machine, a walking foot and a free embroidery foot for this session. All Day. 10.00am - 4.00pm. Course 2.

Tuesday 8th November

Activity Half Day with Jan Otty. This is our 'Your Choice' Workshop, Jan will help you with any project, or give you ideas to get you started. Afternoon only 1.30pm - 4.30pm. Suitable for any level.

Wednesday 9th November

Activity Half Day with Jan Otty. This is our 'Your Choice' Workshop, Jan will help you with any project, or give you ideas to get you started. Come in the morning 9.30am - 12.30pm or in the afternoon 1.00pm - 4.00pm. Suitable for any level.

Friday 11th November

Naive Quilt - tuition shared by Jan Otty and Margaret Jenkins. This is an Old American Style Quilt that uses a variety of Techniques to produce an unusual quilt, it will take 7 sessions to complete. Hand and machine sewn. Suitable for Intermediate/Advanced Stitchers. All Day 10.00am - 4.00pm.

Saturday 12th November

Sampler Techniques - tuition shared by Jan Otty and Margaret Jenkins . You will learn a different technique in each session. All blocks will be 12" square, so you can put them together to make a quilt to your required size. You can, however, pick and choose which sessions you wish to attend.

Celtic

Suitable for all levels. Hand or machine sewn. All Day 10.00am - 4.00pm.

Monday 14th November

'Finish A Quilt Day' with Betty Croke. You will need a finished top of quilt to attend this workshop, i.e. the pieced section. Betty will show you how to put a quilt together, and quilt the sandwich of backing, wadding and top to turn your work into a completed quilt. This workshop is suitable for beginners, but you should have knowledge of your machine. You will need to bring your machine with you.

All Day 10.00am - 4.00pm . Machine Sewn.

Thursday 17th November

Hexagonal Table Mats with Jan Otty. Another good way of using up your scraps. Quick and easy. You could make a set for your Christmas table! Hand or Machine Sewn.

All Day 10.00am - 4.00pm

Friday 18th November

'Rain' with Betty Croke. A stunning quilt using silver as a highlight. Easy to make.

All Day 10.00am - 4.00pm . Machine Sewn.

Saturday 19th November

'Nova Bag' with Jean Turner. A simpler bag to make - nothing too complicated here but still a great looking bag and snazzy in Summer fabrics. Features an inside pocket and a magnetic snap fastening. Finished size 13"W x 11"H. Do most of your cutting & a little sewing before you come to the workshop and we will try to finish the bag on the day.

Suitable for all levels. Machine Sewn. All Day 10.00am - 4.00pm. Course 2.

Tuesday 22nd November

Activity Half Day with Jan Otty. This is our 'Your Choice' Workshop. Jan will help you with any project, or give you ideas to get you started. Afternoon only 1.30pm - 4.30pm.

Suitable for any level.

Wednesday 23rd November


Activity Half Day with Jan Otty. This is our 'Your Choice' Workshop. Jan will help you with any project, or give you ideas to get you started. Come in the morning 9.30am - 12.30pm or in the afternoon 1.00pm - 4.00pm. Suitable for any level.

Friday 25th November

Naive Quilt - tuition shared by Jan Otty and Margaret Jenkins. This is an Old American Style Quilt that uses a variety of Techniques to produce an unusual quilt, it will take 7 sessions to complete. Hand and machine sewn. Suitable for Intermediate/Advanced Stitchers. All Day 10.00am - 4.00pm.



Saturday 12th November
Sampler Techniques
Celtic



Hexagonal Table Mats
Thursday 17th November



'Rain'
Friday 18th November

Saturday 26th November

Sampler Techniques - tuition shared by Jan Otty and Margaret Jenkins . You will learn a different technique in each session. All blocks will be 12" square, so you can put them together to make a quilt to your required size. You can, however, pick and choose which sessions you wish to attend.

English Patchwork

Suitable for all levels. Hand or machine sewn. All Day 10.00am - 4.00pm.

Wednesday 30th November

Folded Christmas Card with Jean Turner. A really pretty and easy card to make with no sewing involved. Fun to do and sure to impress. Instructions given for 3 different sizes. All levels. Half Day 10.00am - 1.00pm

Thursday 1st December

'Bethlehem Star' with Betty Croke. A lovely Wall Hanging, made for the shop in Christmas Fabrics, very striking.

All Day 10.00am - 4.00pm . Machine Sewn.

Saturday 3rd December

Table Runner with Jan Otty. A 47" Foundation pieced table runner, which can be made longer if needed. A good way of using up scraps, can be made in Christmas fabrics or a colourway to suit your room as in our sample.

Suitable for all levels. Hand or machine sewn. All Day 10.00am - 4.00pm.

Tuesday 6th December

Activity Half Day with Jan Otty. This is our 'Your Choice' Workshop, Jan will help you with any project, or give you ideas to get you started. Afternoon only 1.30pm - 4.30pm. Suitable for any level.

Wednesday 7th December

Activity Half Day with Jan Otty. This is our 'Your Choice' Workshop, Jan will help you with any project, or give you ideas to get you started. Come in the morning 9.30am - 12.30pm or in the afternoon 1.00pm - 4.00pm. Suitable for any level.


Thursday 8th December

'Peeled back decorations with Margaret Jenkins. Use a peeled back technique to reveal favourite Christmas fabrics resulting in these lovely decorations. Add beads, sequins, ribbons, stitch to your heart's content for the seasonal glitz! Half day. Hand mainly, though a machine is useful but not necessary for assembling the layers.

Half Day. 10.00am - 1.00pm.

Friday 9th December

Naive Quilt - tuition shared by Jan Otty and Margaret Jenkins. This is an Old American Style Quilt that uses a variety of Techniques to produce an unusual quilt, it will take 7 sessions to complete. Hand and machine sewn. Suitable for Intermediate/Advanced Stitchers. All Day 10.00am - 4.00pm.



Saturday 26th November
Sampler Techniques
English Patchwork



Folded Christmas Card
Wednesday 30th November
Half Day Workshop



Bethlehem Star
Thursday 1st December



Table Runner
Saturday 3rd December




Peeled Back decorations
Thursday 8th December
Half Day Workshop

Saturday 10th December

Sampler Techniques - tuition shared by Jan Otty and Margaret Jenkins . You will learn a different technique in each session. All blocks will be 12" square, so you can put them together to make a quilt to your required size. You can, however, pick and choose which sessions you wish to attend.

Curves

Suitable for all levels. Hand or machine sewn. All Day 10.00am - 4.00pm.



Saturday 10th December
Sampler Techniques
Curves

Bookings will be taken from
9.30am
on
Tuesday 16th August

Bookings can only be taken by phone or in person and a deposit will be required of £5 per person per workshop booked, within a week of making the booking please.

We will close for Christmas on Wednesday 21st December
at 4.30pm
And Re-open on
Tuesday 3rd January at 9.30am